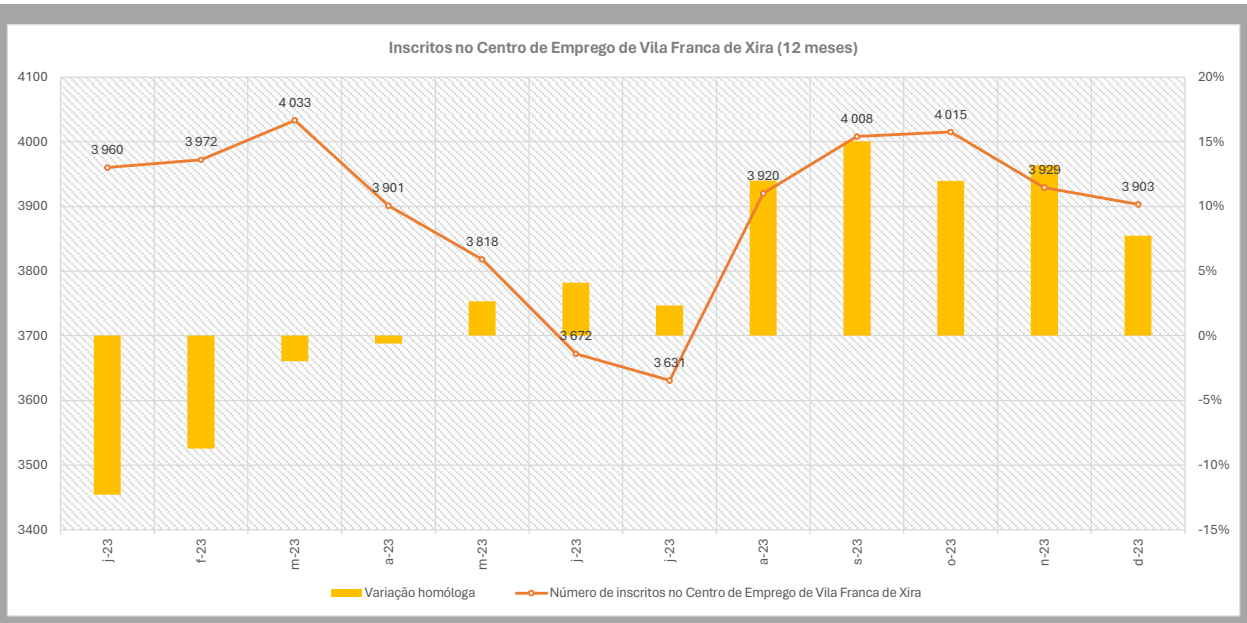
Inscritos no Centro de Emprego de Vila Franca de Xira (12 meses)
4100
4000
3900
3800
3700
3600
3500
3400
20%
15%
10%
5%
0%
-5%
-10%
-15%
3 960
3 972
4 033
3 901
3 818
3 672
3 631
3 920
4 008
4 015
3 929
3 903
j-23
f-23
m-23
a-23
m-23
j-23
j-23
a-23
s-23
o-23
n-23
d-23
Variação homóloga
Número de inscritos no Centro de Emprego de Vila Franca de Xira

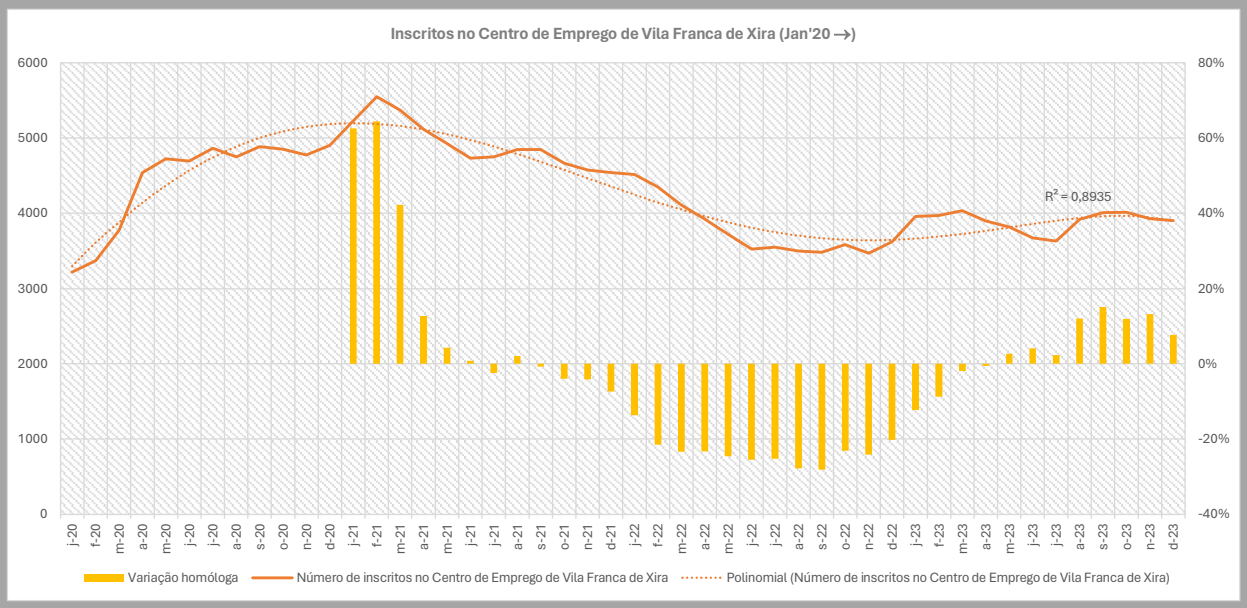
Inscritos no Centro de Emprego de Vila Franca de Xira (Jan'20 →)
6000
5000
4000
3000
2000
1000
0
80%
60%
40%
20%
0%
-20%
-40%
R² = 0,8935
j-20
f-20
m-20
a-20
m-20
j-20
j-20
a-20
s-20
o-20
n-20
d-20
j-21
f-21
m-21
a-21
m-21
j-21
j-21
a-21
s-21
o-21
n-21
d-21
j-22
f-22
m-22
a-22
m-22
j-22
j-22
a-22
s-22
o-22
n-22
d-22
j-23
f-23
m-23
a-23
m-23
j-23
j-23
a-23
s-23
o-23
n-23
d-23
Variação homóloga
Número de inscritos no Centro de Emprego de Vila Franca de Xira
Polinomial (Número de inscritos no Centro de Emprego de Vila Franca de Xira)

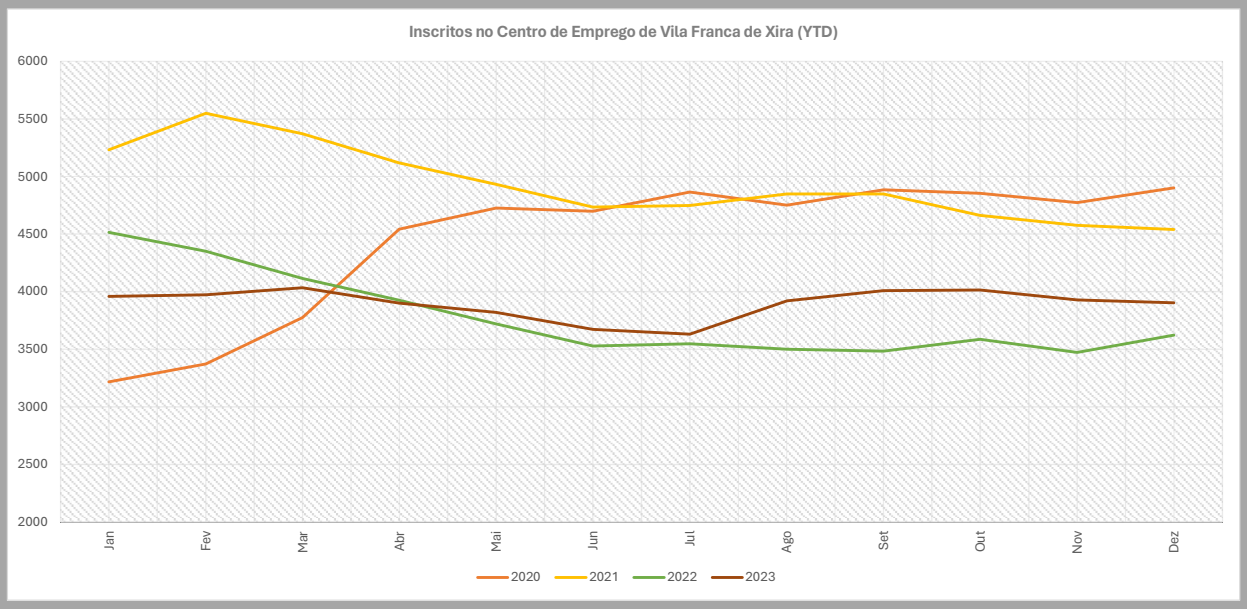
Inscritos no Centro de Emprego de Vila Franca de Xira (YTD)
6000
5500
5000
4500
4000
3500
3000
2500
2000
Jan
Fev
Mar
Abr
Mai
Jun
Jul
Ago
Set
Out
Nov
Dez
2020
2021
2022
2023