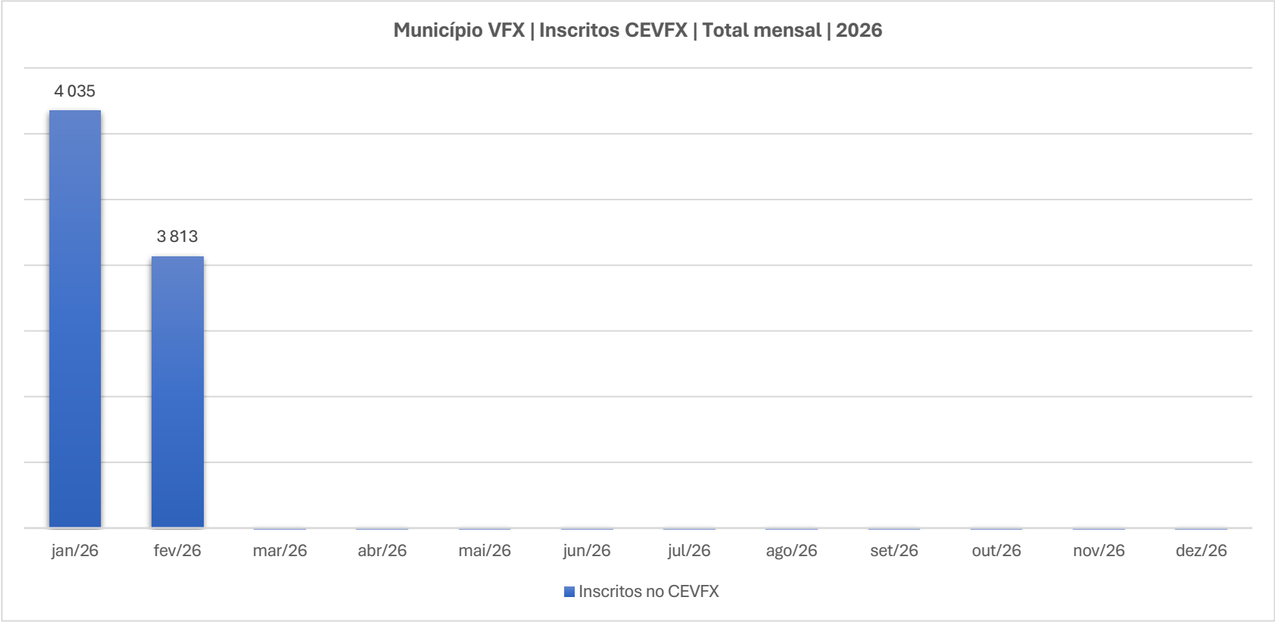
Município VFX | Inscritos CEVFX | Total mensal | 2026
4 035
3 813
jan/26
fev/26
mar/26
abr/26
mai/26
jun/26
jul/26
ago/26
set/26
out/26
nov/26
dez/26
Inscritos no CEVFX

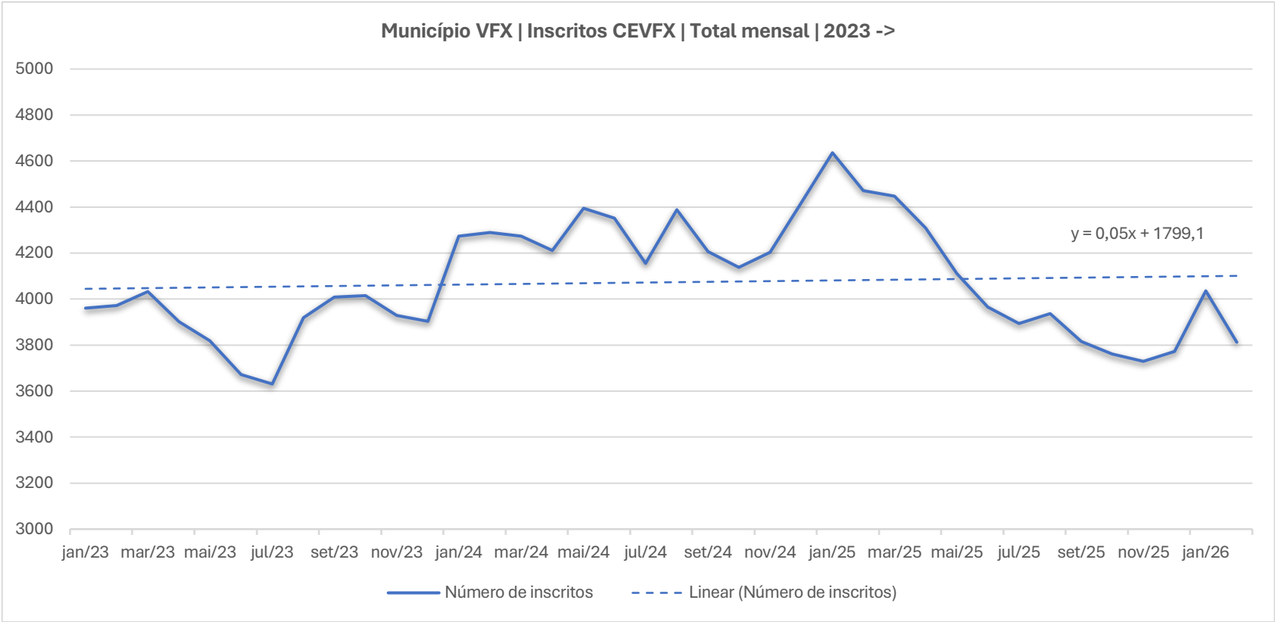
Município VFX | Inscritos CEVFX | Total mensal | 2023 ->
5000
4800
4600
4400
4200
4000
3800
3600
3400
3200
3000
y = 0,05x + 1799,1
jan/23
mar/23
mai/23
jul/23
set/23
nov/23
jan/24
mar/24
mai/24
jul/24
set/24
nov/24
jan/25
mar/25
mai/25
jul/25
set/25
nov/25
jan/26
Número de inscritos
Linear (Número de inscritos)

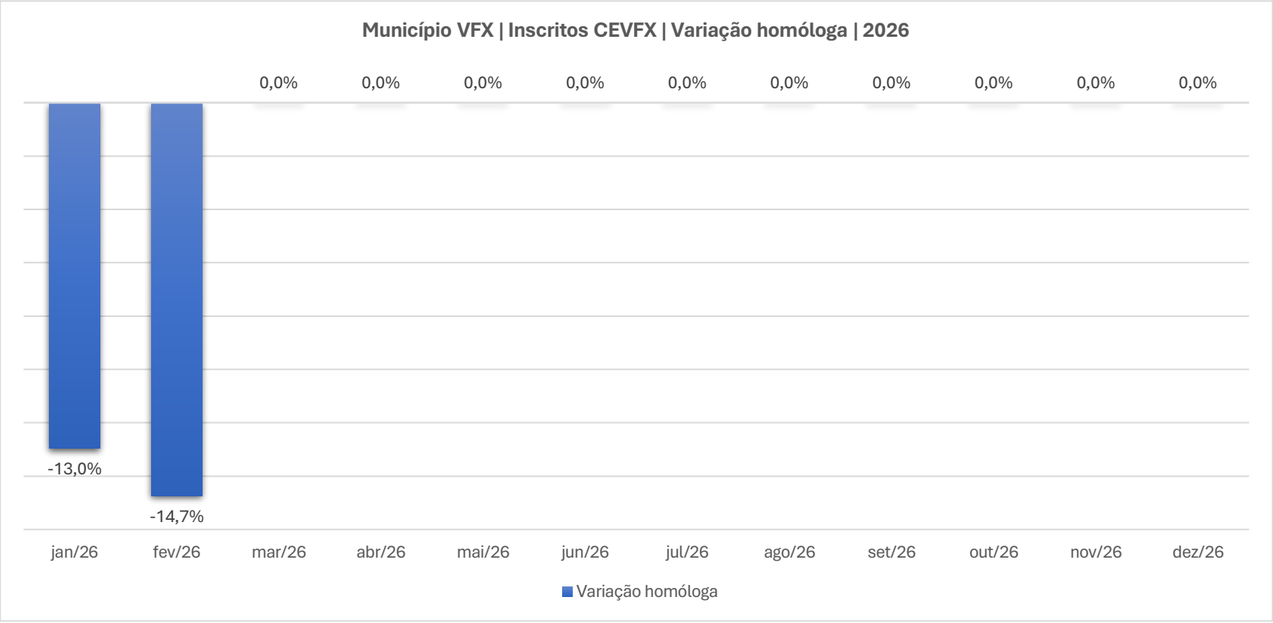
Município VFX | Inscritos CEVFX | Variação homóloga | 2026
0,0%
0,0%
0,0%
0,0%
0,0%
0,0%
0,0%
0,0%
0,0%
0,0%
-13,0%
-14,7%
jan/26
fev/26
mar/26
abr/26
mai/26
jun/26
jul/26
ago/26
set/26
out/26
nov/26
dez/26
Variação homóloga

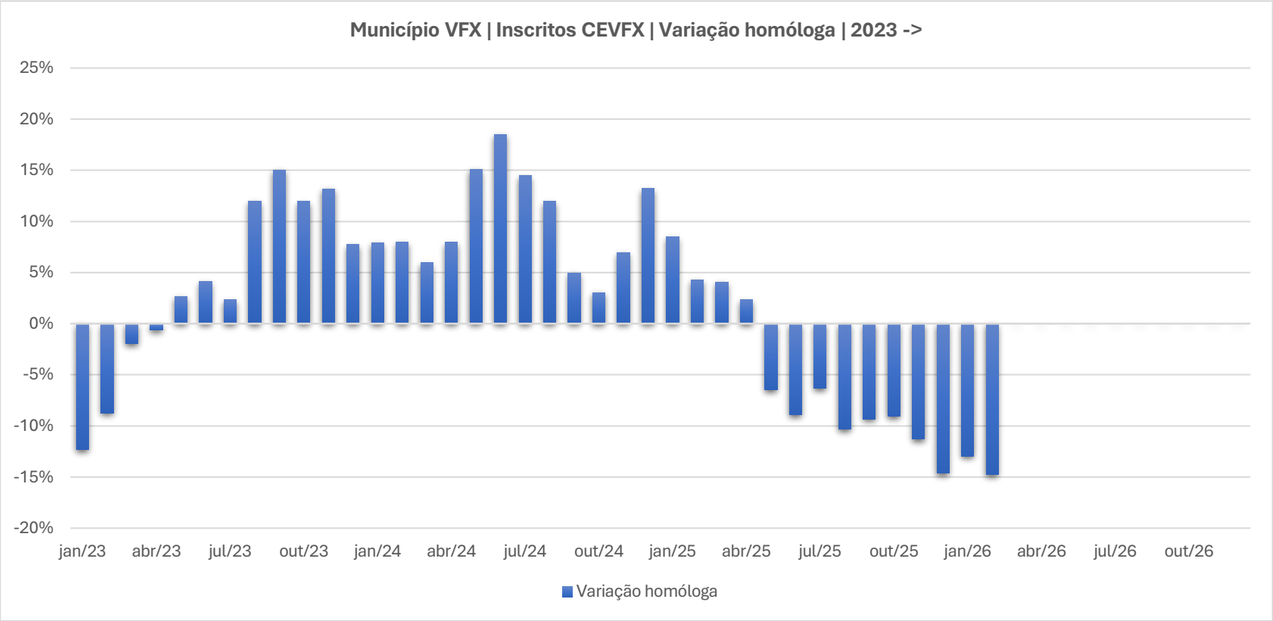
Município VFX | Inscritos CEVFX | Variação homóloga | 2023 ->
25%
20%
15%
10%
5%
0%
-5%
-10%
-15%
-20%
jan/23
abr/23
jul/23
out/23
jan/24
abr/24
jul/24
out/24
jan/25
abr/25
jul/25
out/25
jan/26
abr/26
jul/26
out/26
Variação homóloga

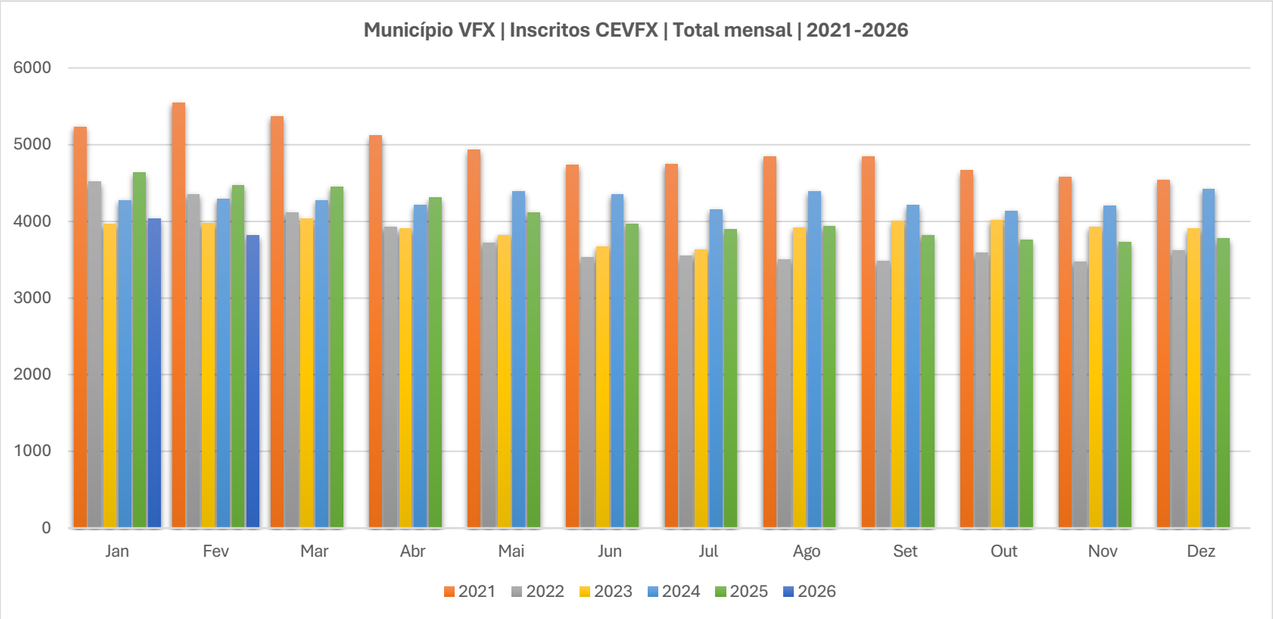
Município VFX | Inscritos CEVFX | Total mensal | 2021-2026
6000
5000
4000
3000
2000
1000
0
Jan
Fev
Mar
Abr
Mai
Jun
Jul
Ago
Set
Out
Nov
Dez
2021
2022
2023
2024
2025
2026