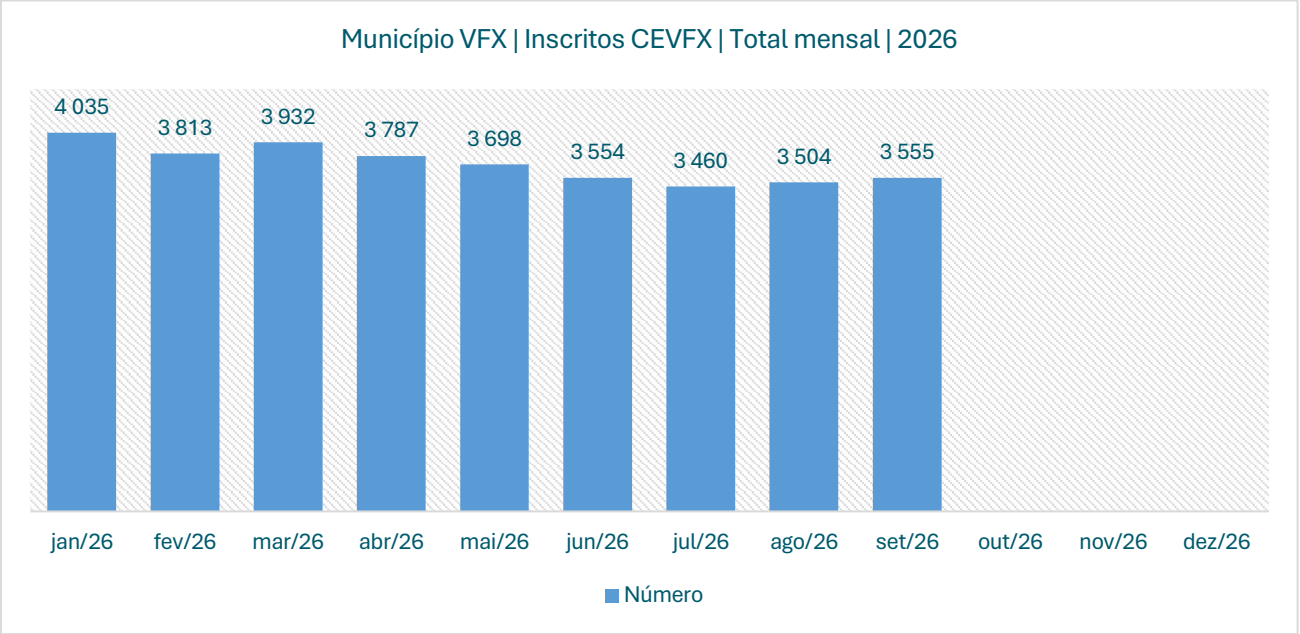
Município VFX | Inscritos CEVFX | Total mensal | 2026
4 035
3 813
3 932
3 787
3 698
3 554
3 460
3 504
3 555
jan/26
fev/26
mar/26
abr/26
mai/26
jun/26
jul/26
ago/26
set/26
out/26
nov/26
dez/26
Número

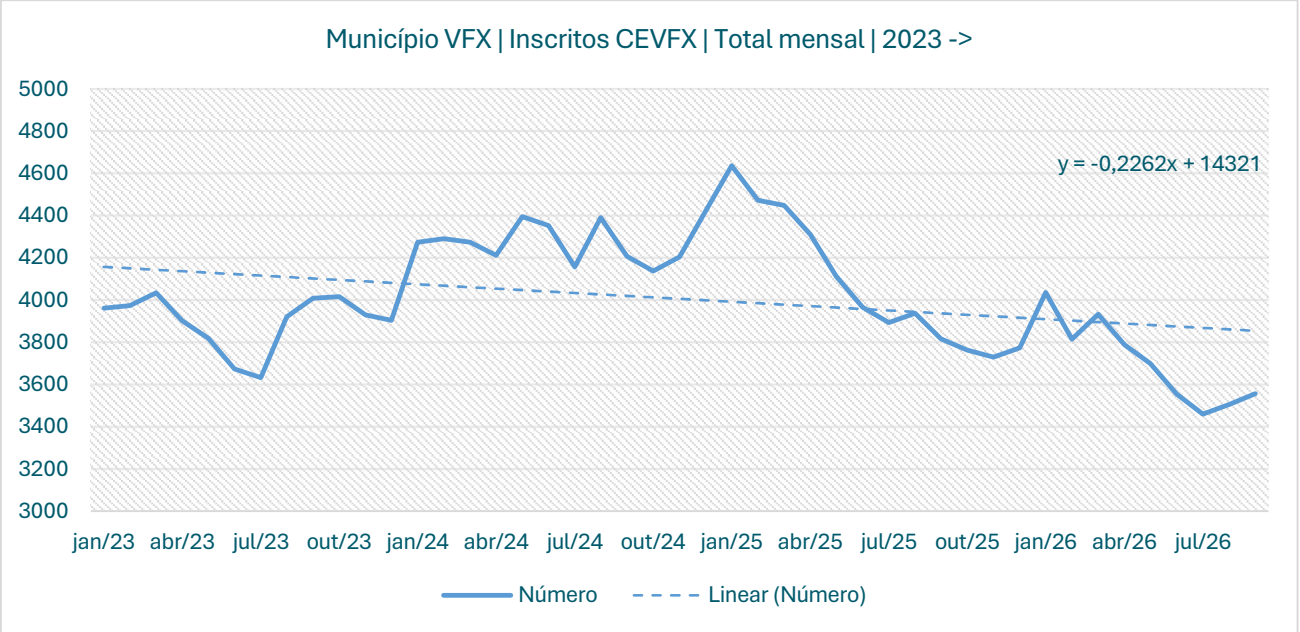
Município VFX | Inscritos CEVFX | Total mensal | 2023 ->
5000
4800
4600
4400
4200
4000
3800
3600
3400
3200
3000
y = -0,2262x + 14321
jan/23
abr/23
jul/23
out/23
jan/24
abr/24
jul/24
out/24
jan/25
abr/25
jul/25
out/25
jan/26
abr/26
jul/26
Número
Linear (Número)

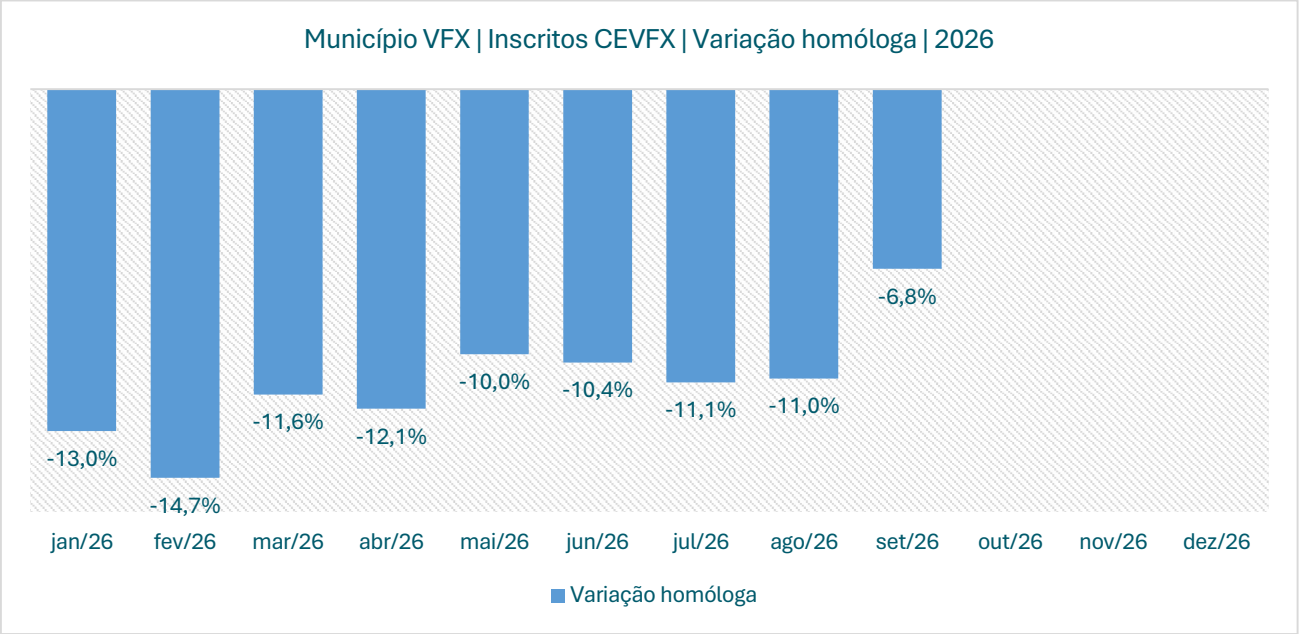
Município VFX | Inscritos CEVFX | Variação homóloga | 2026
-13,0%
-14,7%
-11,6%
-12,1%
-10,0%
-10,4%
-11,1%
-11,0%
-6,8%
jan/26
fev/26
mar/26
abr/26
mai/26
jun/26
jul/26
ago/26
set/26
out/26
nov/26
dez/26
Variação homóloga

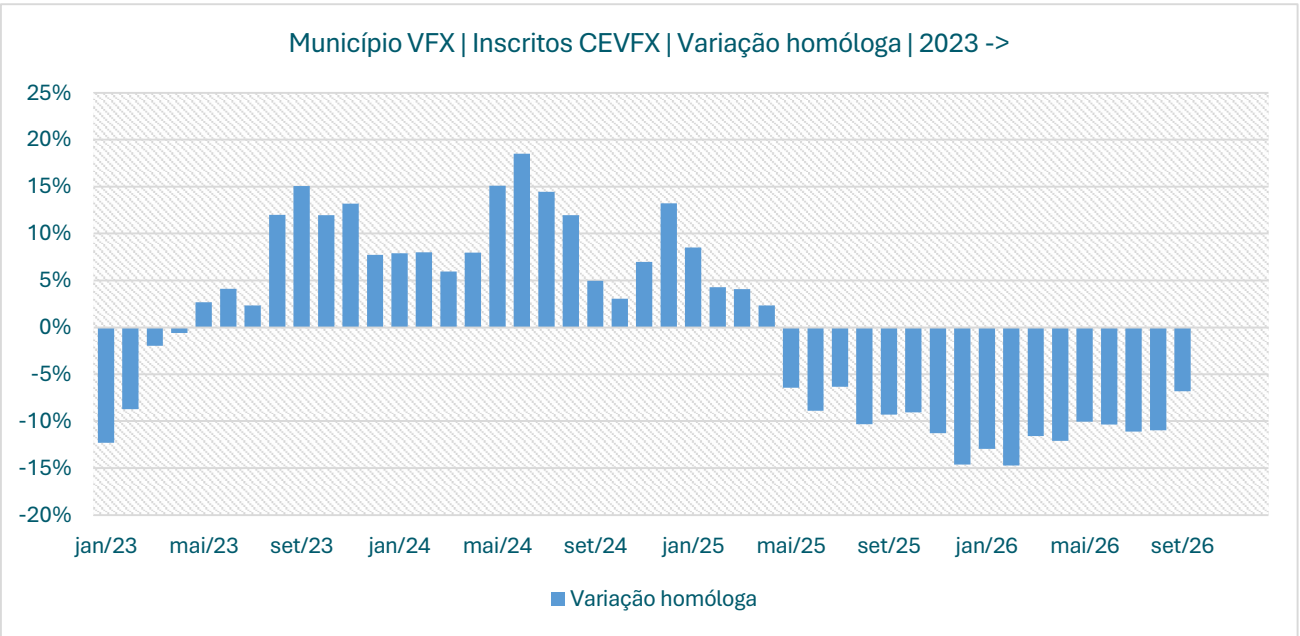
Município VFX | Inscritos CEVFX | Variação homóloga | 2023 ->
25%
20%
15%
10%
5%
0%
-5%
-10%
-15%
-20%
jan/23
mai/23
set/23
jan/24
mai/24
set/24
jan/25
mai/25
set/25
jan/26
mai/26
set/26
Variação homóloga

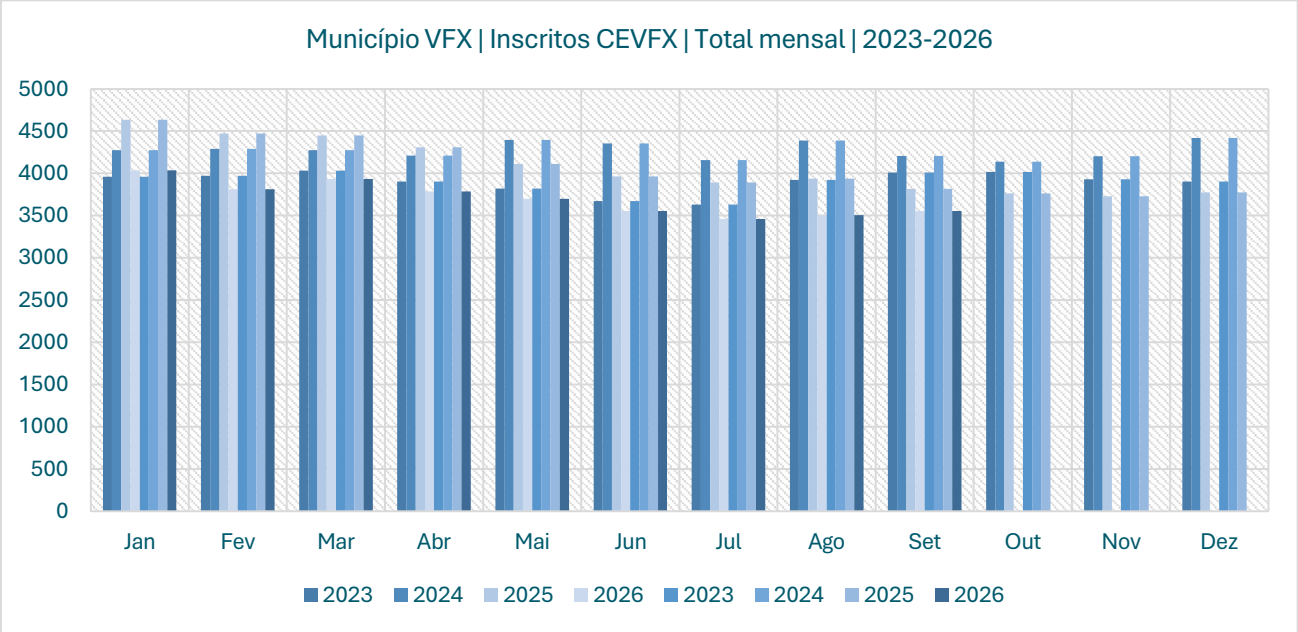
Município VFX | Inscritos CEVFX | Total mensal | 2023-2026
5000
4500
4000
3500
3000
2500
2000
1500
1000
500
0
Jan
Fev
Mar
Abr
Mai
Jun
Jul
Ago
Set
Out
Nov
Dez
2023
2024
2025
2026
2023
2024
2025
2026