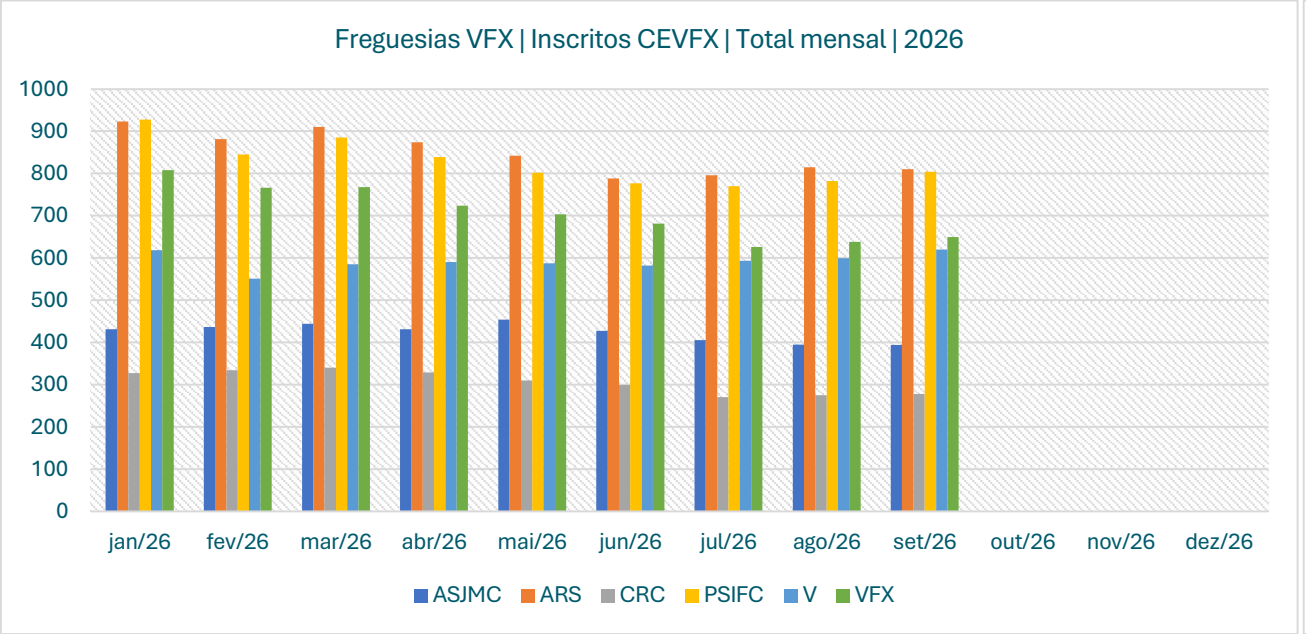
Freguesias VFX | Inscritos CEVFX | Total mensal | 2026
1000
900
800
700
600
500
400
300
200
100
0
jan/26
fev/26
mar/26
abr/26
mai/26
jun/26
jul/26
ago/26
set/26
out/26
nov/26
dez/26
ASJMC
ARS
CRC
PSIFC
V
VFX

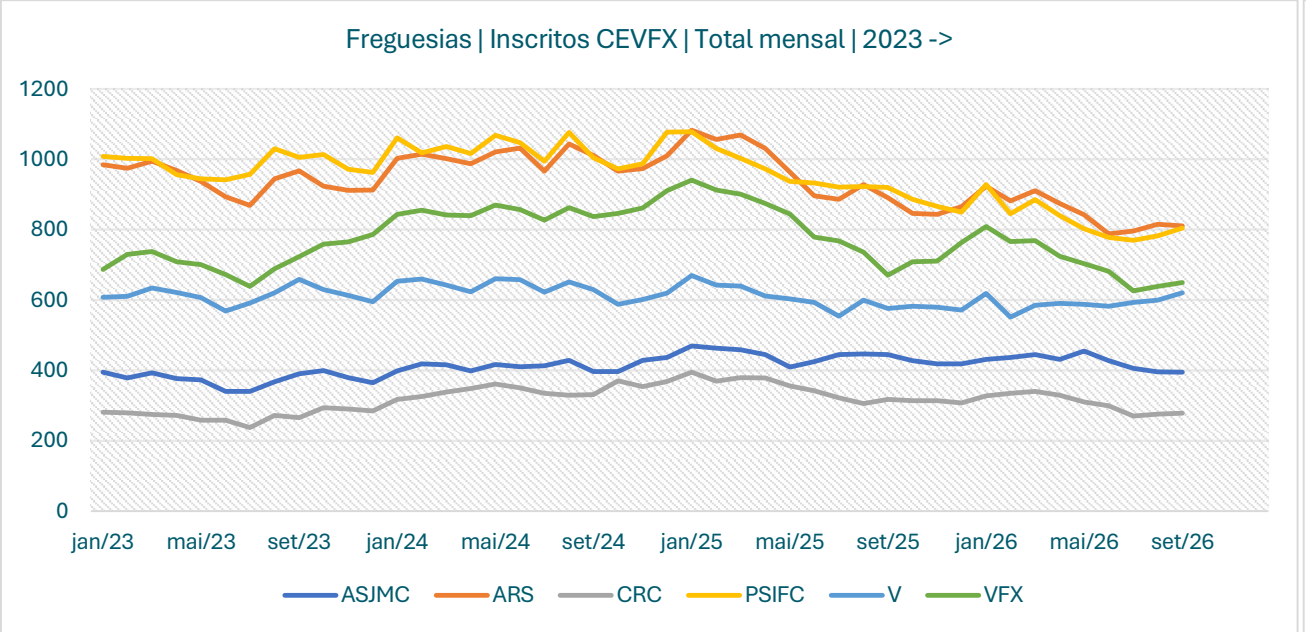
Freguesias | Inscritos CEVFX | Total mensal | 2023 ->
1200
1000
800
600
400
200
0
jan/23
mai/23
set/23
jan/24
mai/24
set/24
jan/25
mai/25
set/25
jan/26
mai/26
set/26
ASJMC
ARS
CRC
PSIFC
V
VFX

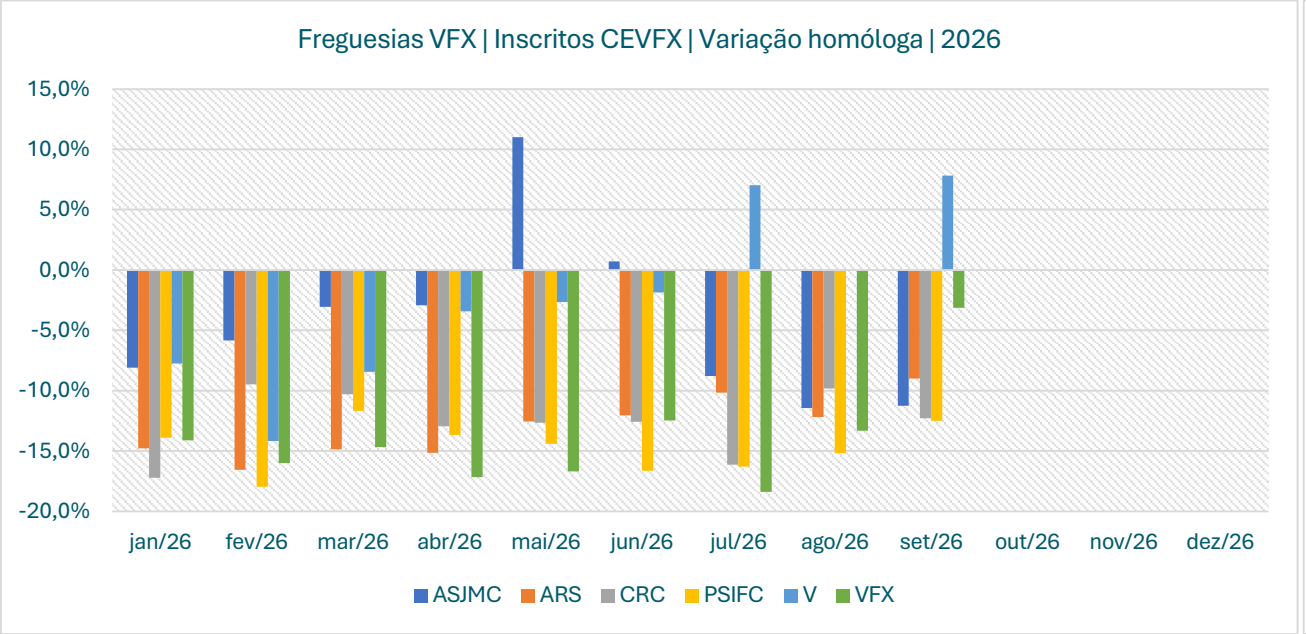
Freguesias VFX | Inscritos CEVFX | Variação homóloga | 2026
15,0%
10,0%
5,0%
0,0%
-5,0%
-10,0%
-15,0%
-20,0%
jan/26
fev/26
mar/26
abr/26
mai/26
jun/26
jul/26
ago/26
set/26
out/26
nov/26
dez/26
ASJMC
ARS
CRC
PSIFC
V
VFX

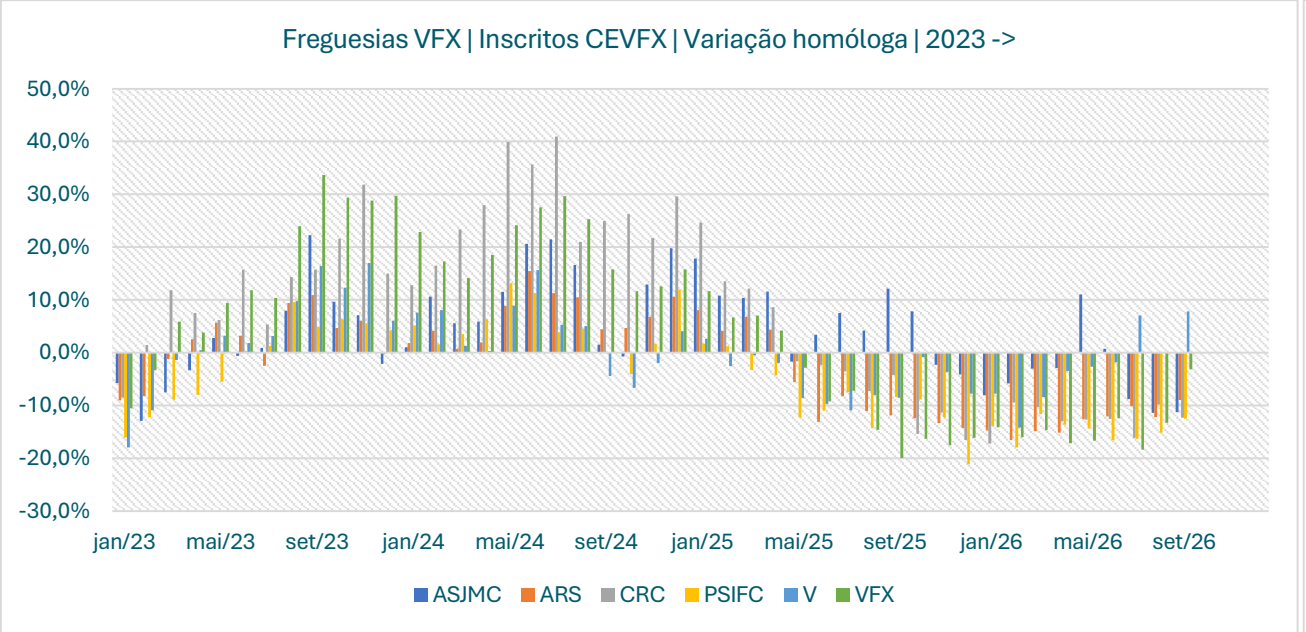
Freguesias VFX | Inscritos CEVFX | Variação homóloga | 2023 ->
50,0%
40,0%
30,0%
20,0%
10,0%
0,0%
-10,0%
-20,0%
-30,0%
jan/23
mai/23
set/23
jan/24
mai/24
set/24
jan/25
mai/25
set/25
jan/26
mai/26
set/26
ASJMC
ARS
CRC
PSIFC
V
VFX

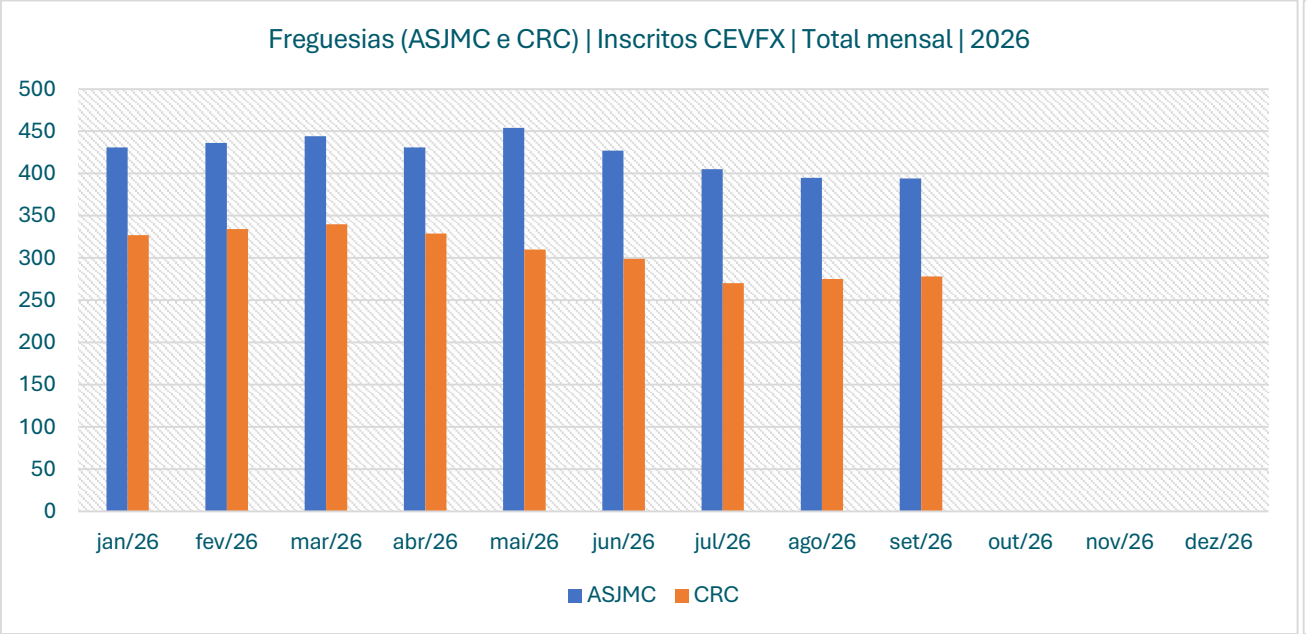
Freguesias (ASJMC e CRC) | Inscritos CEVFX | Total mensal | 2026
500
450
400
350
300
250
200
150
100
50
0
jan/26
fev/26
mar/26
abr/26
mai/26
jun/26
jul/26
ago/26
set/26
out/26
nov/26
dez/26
ASJMC
CRC

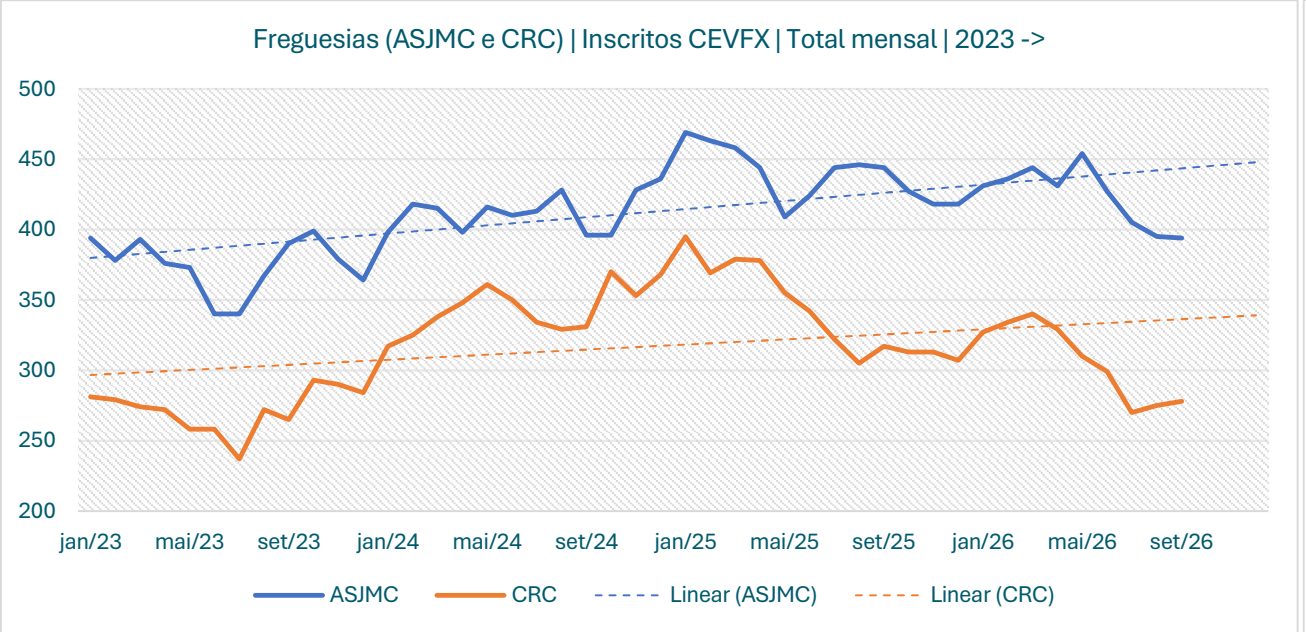
Freguesias (ASJMC e CRC) | Inscritos CEVFX | Total mensal | 2023 ->
500
450
400
350
300
250
200
jan/23
mai/23
set/23
jan/24
mai/24
set/24
jan/25
mai/25
set/25
jan/26
mai/26
set/26
ASJMC
CRC
Linear (ASJMC)
Linear (CRC)

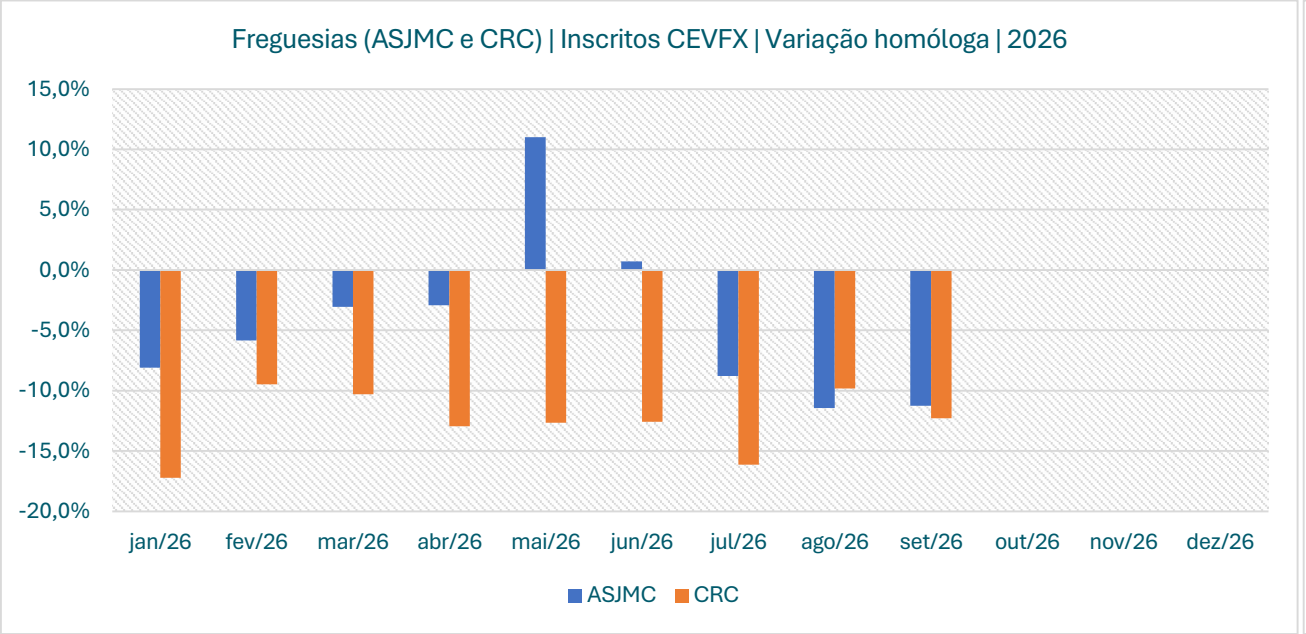
Freguesias (ASJMC e CRC) | Inscritos CEVFX | Variação homóloga | 2026
15,0%
10,0%
5,0%
0,0%
-5,0%
-10,0%
-15,0%
-20,0%
jan/26
fev/26
mar/26
abr/26
mai/26
jun/26
jul/26
ago/26
set/26
out/26
nov/26
dez/26
ASJMC
CRC

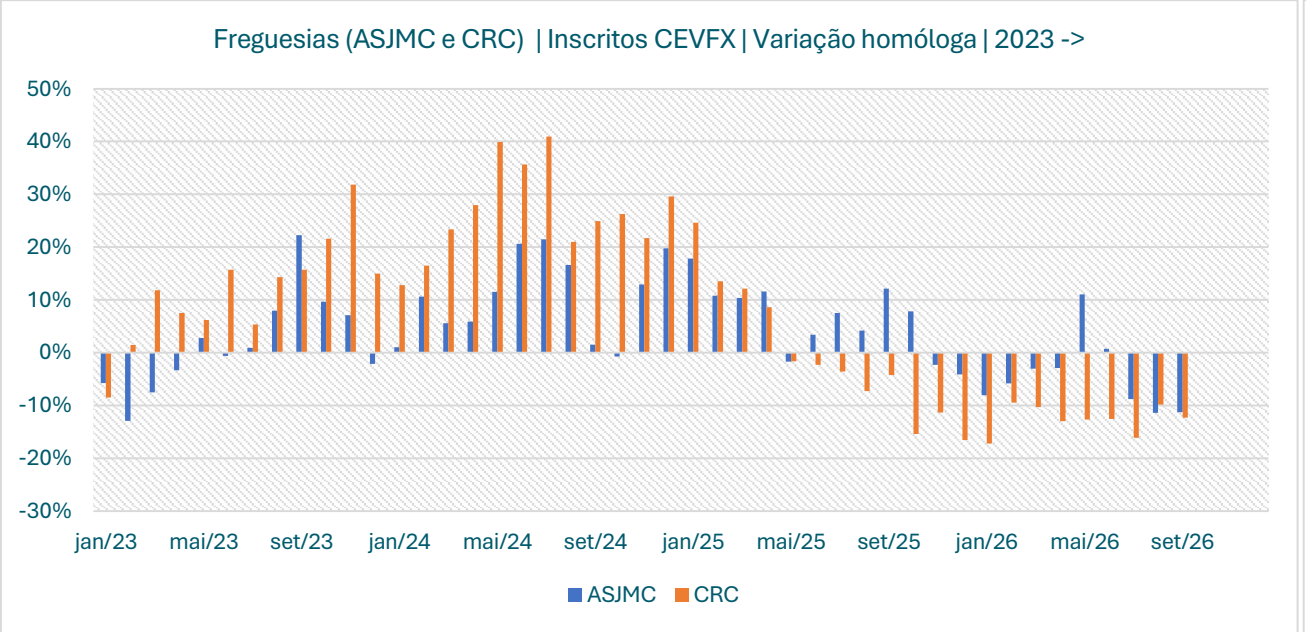
Freguesias (ASJMC e CRC) | Inscritos CEVFX | Variação homóloga | 2023 ->
50%
40%
30%
20%
10%
0%
-10%
-20%
-30%
jan/23
mai/23
set/23
jan/24
mai/24
set/24
jan/25
mai/25
set/25
jan/26
mai/26
set/26
ASJMC
CRC

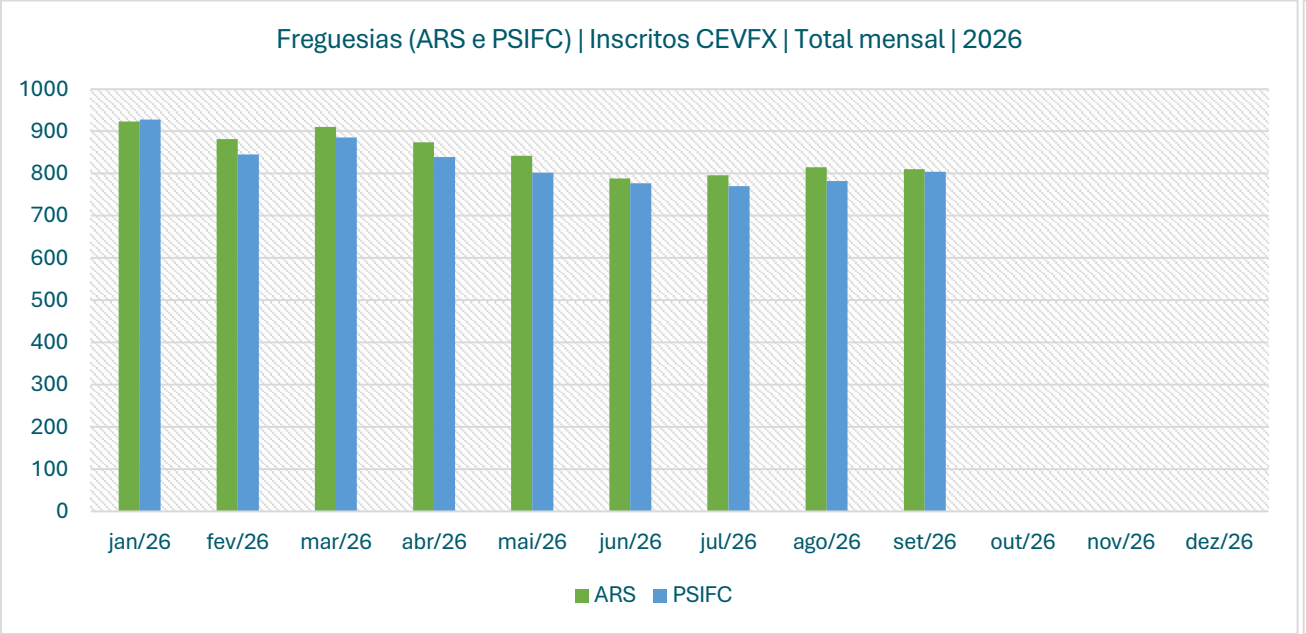
Freguesias (ARS e PSIFC) | Inscritos CEVFX | Total mensal | 2026
1000
900
800
700
600
500
400
300
200
100
0
jan/26
fev/26
mar/26
abr/26
mai/26
jun/26
jul/26
ago/26
set/26
out/26
nov/26
dez/26
ARS
PSIFC

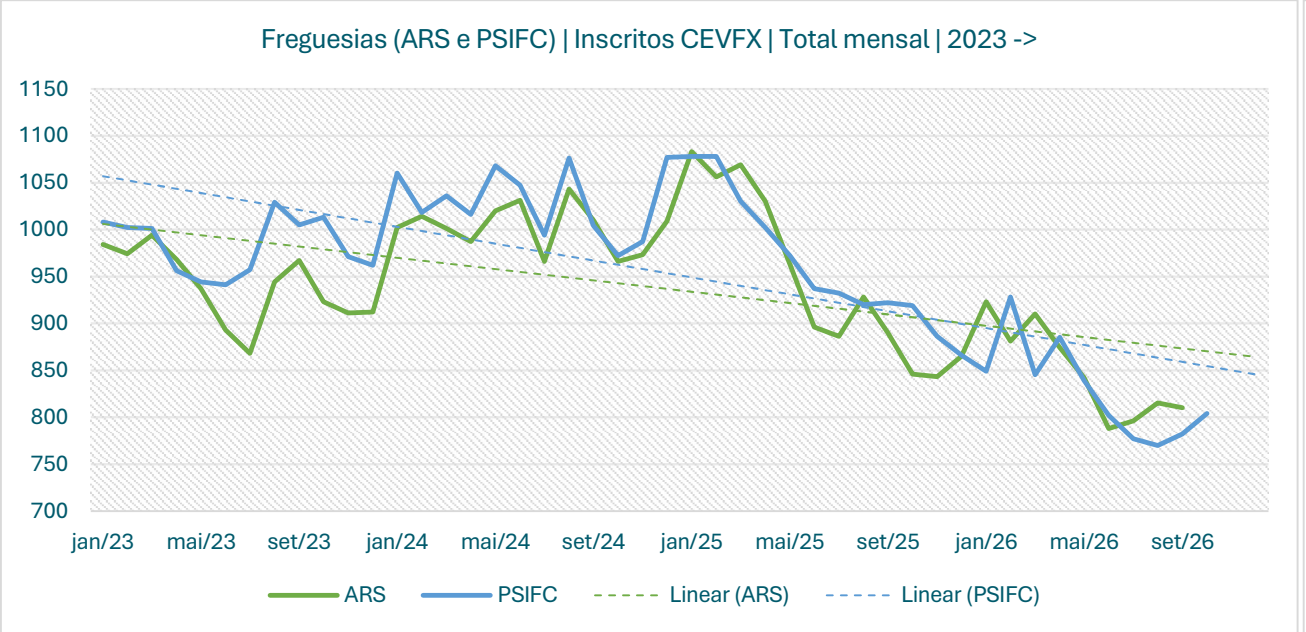
Freguesias (ARS e PSIFC) | Inscritos CEVFX | Total mensal | 2023 ->
1150
1100
1050
1000
950
900
850
800
750
700
jan/23
mai/23
set/23
jan/24
mai/24
set/24
jan/25
mai/25
set/25
jan/26
mai/26
set/26
ARS
PSIFC
Linear (ARS)
Linear (PSIFC)

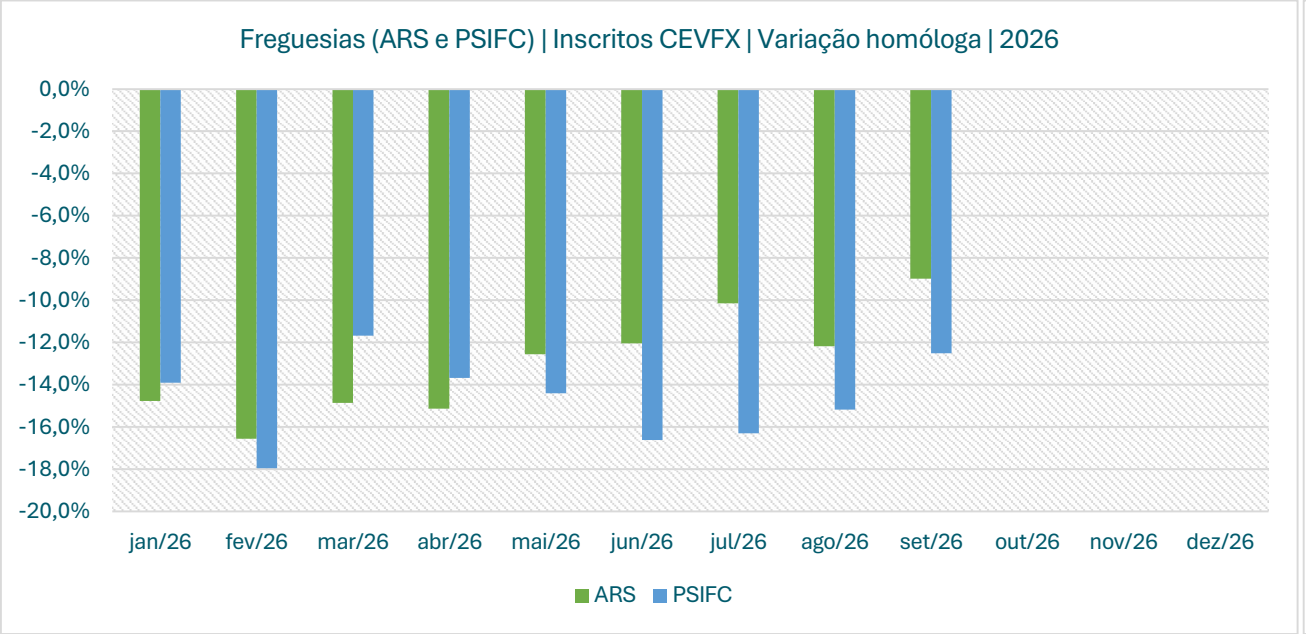
Freguesias (ARS e PSIFC) | Inscritos CEVFX | Variação homóloga | 2026
0,0%
-2,0%
-4,0%
-6,0%
-8,0%
-10,0%
-12,0%
-14,0%
-16,0%
-18,0%
-20,0%
jan/26
fev/26
mar/26
abr/26
mai/26
jun/26
jul/26
ago/26
set/26
out/26
nov/26
dez/26
ARS
PSIFC

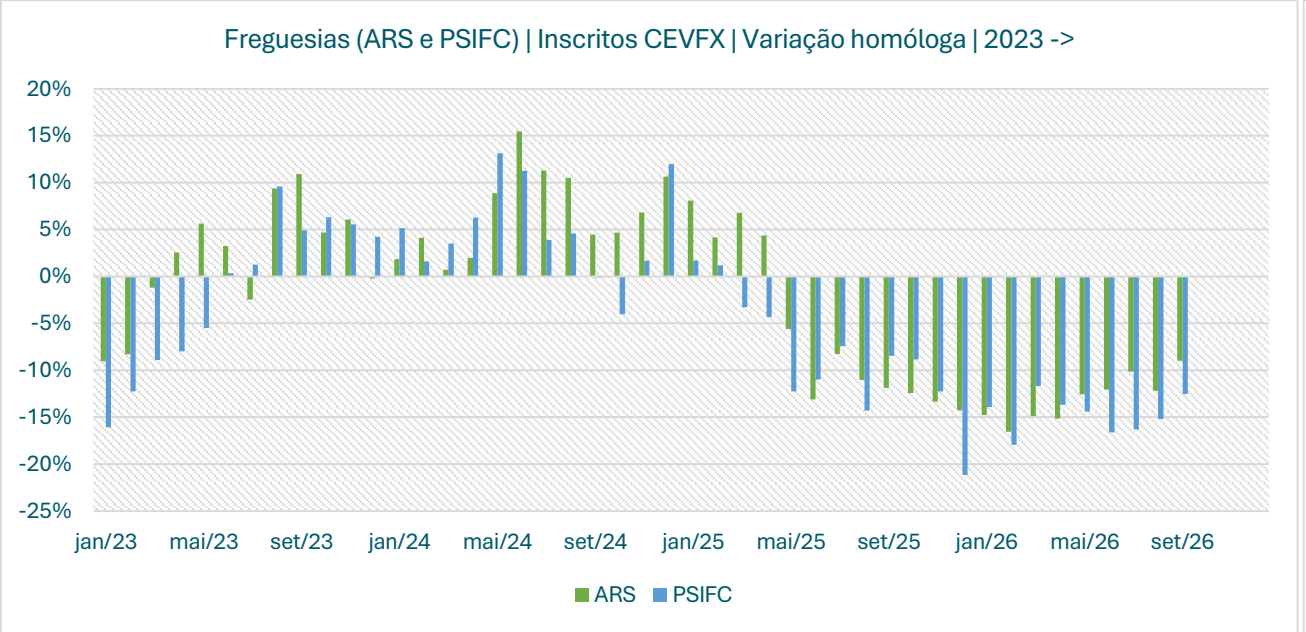
Freguesias (ARS e PSIFC) | Inscritos CEVFX | Variação homóloga | 2023 ->
20%
15%
10%
5%
0%
-5%
-10%
-15%
-20%
-25%
jan/23
mai/23
set/23
jan/24
mai/24
set/24
jan/25
mai/25
set/25
jan/26
mai/26
set/26
ARS
PSIFC

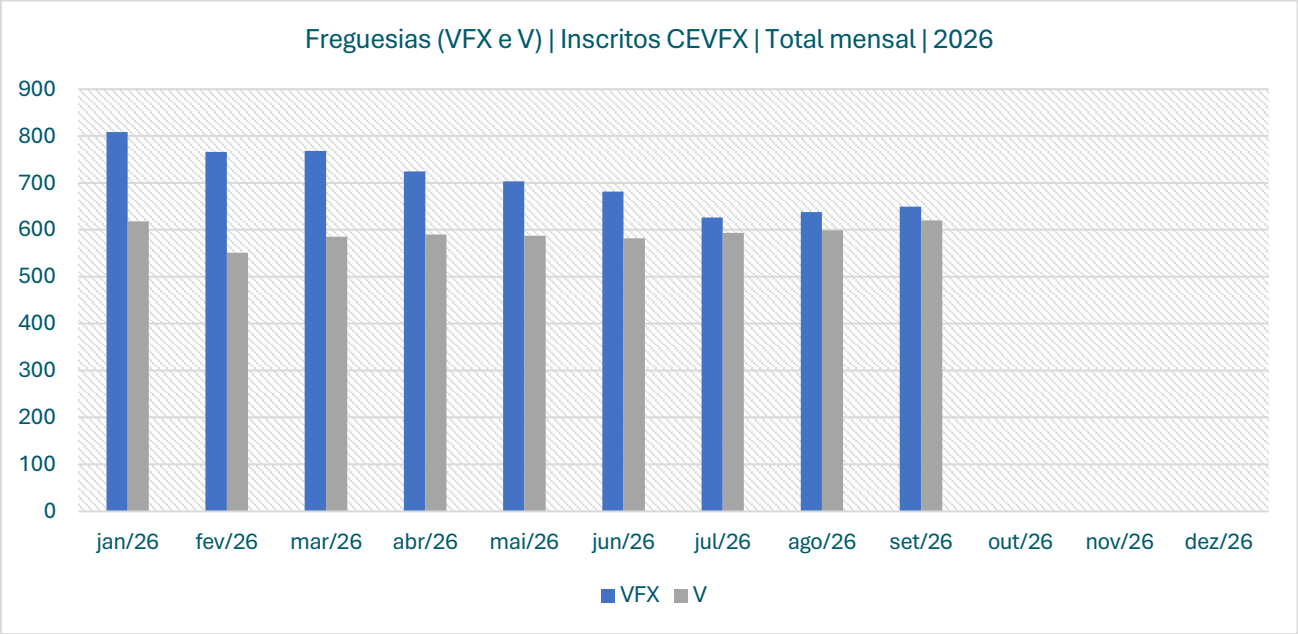
Freguesias (VFX e V) | Inscritos CEVFX | Total mensal | 2026
900
800
700
600
500
400
300
200
100
0
jan/26
fev/26
mar/26
abr/26
mai/26
jun/26
jul/26
ago/26
set/26
out/26
nov/26
dez/26
VFX
V

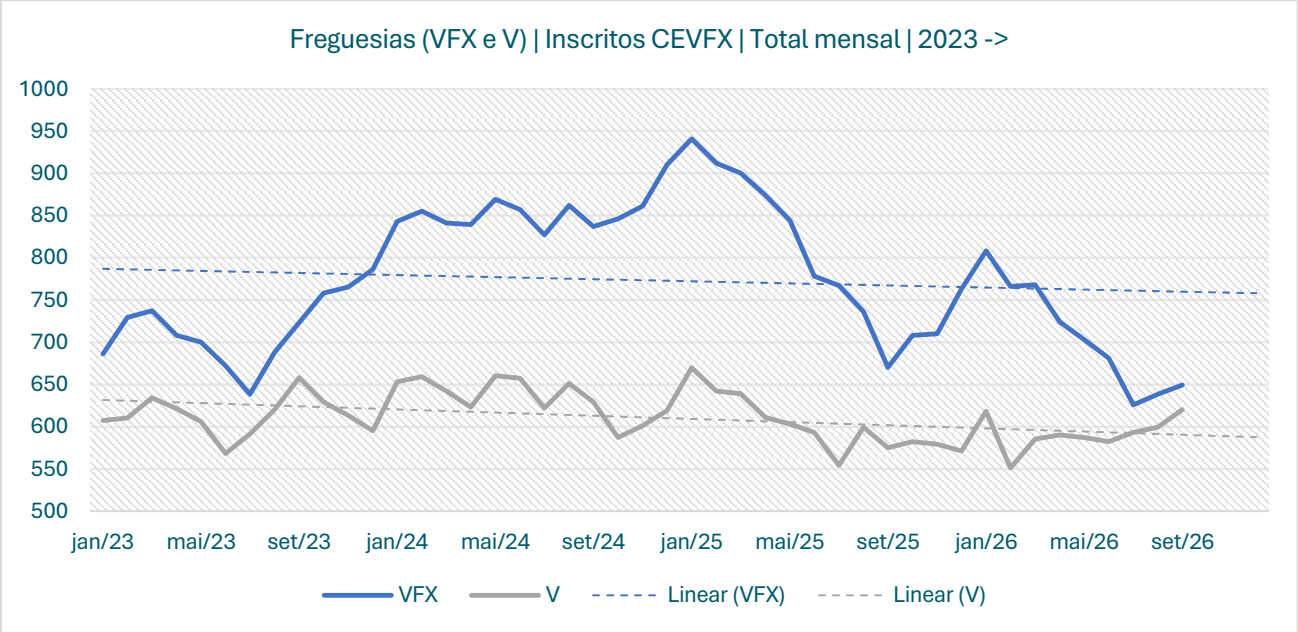
Freguesias (VFX e V) | Inscritos CEVFX | Total mensal | 2023 ->
1000
950
900
850
800
750
700
650
600
550
500
jan/23
mai/23
set/23
jan/24
mai/24
set/24
jan/25
mai/25
set/25
jan/26
mai/26
set/26
VFX
V
Linear (VFX)
Linear (V)

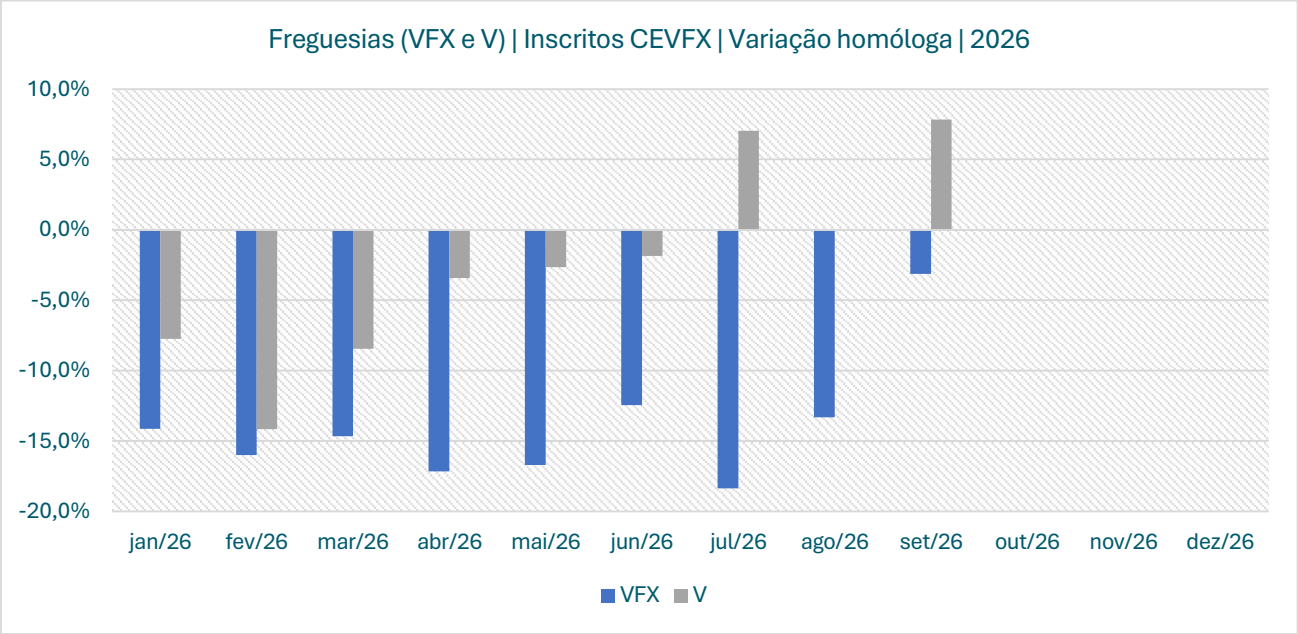
Freguesias (VFX e V) | Inscritos CEVFX | Variação homóloga | 2026
10,0%
5,0%
0,0%
-5,0%
-10,0%
-15,0%
-20,0%
jan/26
fev/26
mar/26
abr/26
mai/26
jun/26
jul/26
ago/26
set/26
out/26
nov/26
dez/26
VFX
V

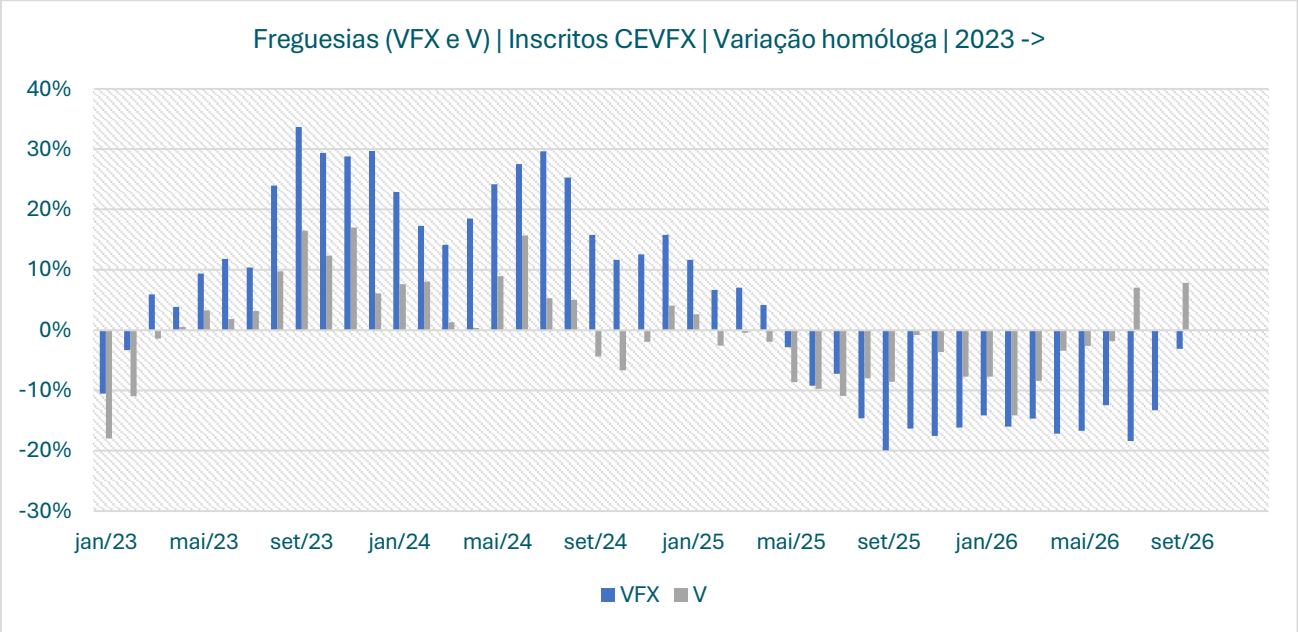
Freguesias (VFX e V) | Inscritos CEVFX | Variação homóloga | 2023 ->
40%
30%
20%
10%
0%
-10%
-20%
-30%
jan/23
mai/23
set/23
jan/24
mai/24
set/24
jan/25
mai/25
set/25
jan/26
mai/26
set/26
VFX
V